

Gridley City Council – Special City Council Meeting Agenda

Wednesday, June 24, 2020; 6:00 pm
Gridley City Hall, 685 Kentucky Street, Gridley, CA 95948

"Our purpose is to continuously enhance our community's vitality and overall quality of life. We are committed to providing high quality, cost-effective municipal services and forming productive partnerships with our residents and regional organizations. We collectively develop, share, and are guided by a clear vision, values, and meaningful objectives."

Notice of Temporary City Council Meeting Procedures

This meeting is being held in accordance with the Brown Act as currently in effect under the State Emergency Act, Governor Gavin Newsom's Emergency Declaration related to COVID-19, and Governor Newsom's Executive Order N-29-20 issued March 17, 2020 that allows attendance by City Council, City staff and the public to participate and conduct the meeting by teleconference and to participate in the meeting to the same extent as if they were present. Comments from the public on agenda items will be accepted until 4 pm on June 24, 2020, via email to jmolinari@gridley.ca.us or via the payment/document drop box at Gridley City Hall and will be conveyed to the Council for consideration. The Mayor and Council appreciate the public's adaptation and patience during this crisis.

You may attend via teleconference:

- Dial 1-888-204-5987
 - Enter the Access Code 5767603#
-

CALL TO ORDER - Mayor Johnson

ROLL CALL - Recording Secretary

PLEDGE OF ALLEGIANCE – Mayor Johnson

INVOCATION - None

PROCLAMATIONS – None

INTRODUCTION OF NEW OR PROMOTED EMPLOYEES

COMMUNITY PARTICIPATION FORUM - *Members of the public may address the City Council on matters not listed on the agenda. The City Council may not discuss nor take action on any community participation item brought forward by a member of the community. Comments are requested to be limited to three (3) minutes.*

CONSENT AGENDA – None

ITEMS FOR COUNCIL CONSIDERATION

1. Approve Resolution No. 2020-R-007: A Resolution Establishing the 2020-2021 Appropriations Limit for the City of Gridley; Approve Resolution No. 2020-R-008: A Resolution Amending the City of Gridley Master Fee Schedule including adjustments to City utility rates; and Approve Resolution 2020-R-009: A Resolution Adopting a Budget for Fiscal Year 2020-2021

CITY STAFF AND COUNCIL COMMITTEE REPORTS - *Brief updates from City staff and brief reports on conferences, seminars, and meetings attended by the Mayor and City Council members, if any.*

POTENTIAL FUTURE CITY COUNCIL ITEMS - (Appearing on the Agenda within 30-90 days):

Police Department Digital Radio System Budget Review	7/20/2020
Stenzel General Plan/Prezone/Annexation	8/17/2020
Garbage Services RFP Approval	9/21/2020
Introduction General Plan/Prezone/Annexation for north 400 ac.	10/5/2020

CLOSED SESSION – None

ADJOURNMENT – adjourning to a Regular City Council meeting on July 20, 2020

NOTE 1: POSTING OF AGENDA- This agenda was posted on the public bulletin board at City Hall at or before 6:00 p.m., June 19, 2020. This agenda along with all attachments is available for public viewing online at www.gridley.ca.us and in the foyer at the Gridley Police Department, 685 Kentucky Street, Gridley, CA.

NOTE 2: REGARDING UNSCHEDULED MATTERS – In accordance with state law, it shall be the policy of this Council that no action shall be taken on any item presented during the public forum or on unscheduled matters unless the Council, by majority vote, determines that an emergency situation exists, or, unless the Council by a two-thirds vote finds that the need to take action arose subsequent to the posting of this agenda.

City Council Agenda Item #1
Staff Report

Date: June 24, 2020

To: Mayor and City Council

From: Paul Eckert, City Administrator/Finance Director

	Regular
x	Special
	Closed
	Emergency

Subject: Approve Resolution No. 2020-R-007: A Resolution Establishing the 2020-2021 Appropriations Limit for the City of Gridley; Approve Resolution No. 2020-R-008: A Resolution Amending the City of Gridley Master Fee Schedule including adjustments to City utility rates; and Approve Resolution 2020-R-009: A Resolution Adopting a Budget for Fiscal Year 2020-2021

Recommendation

Staff respectfully requests that the Mayor and City Council consider and approve: Resolution No. 2020-R-007 Establishing the 2020-2021 Appropriations Limit for the City of Gridley; Resolution No. 2020-R-008 Amending the City of Gridley Master Fee Schedule including adjustments to City utility rates; and Resolution 2020-R-009 Adopting a Budget for Fiscal Year 2020-2021.

Background

The adjacent budget schedule highlights the two-month process required to develop the Annual Operating Budget and Capital Improvement Plan (CIP). The schedule included four public hearings. All processes have been completed with the exception of the Council's final review approval of the FY 2020-2021 Operating Budget. Following the Council's anticipated action, staff will take up the task of inputting the budget contents into our current City financial software as well as the new Tyler Technologies financial software system. Ideally, that process will be completed by Tuesday, June 30th, the last working day before the new fiscal year begins.

PROJECT PHASE	STARTING	ENDING
DETERMINE 20-21 FIXED COSTS (PERSONNEL, ETC.)	5.4.2020	6.1.2020
PROJECT 20-21 EXPENDITURES	5.4.2020	6.10.2020
PROJECT 20-21 REVENUES	5.18.2020	6.10.2020
DETERMINE GENERAL FUND TARGETS	5.4.2020	6.10.2020
ADMINISTRATOR/FINANCE STAFF MEETINGS	5.18.2020	5.29.2020
COUNCIL BUDGET MEETINGS	6.01.2020	6.24.2020
DEVELOP PROPOSED BUDGET	5.18.2020	6.24.2020
ADOPT PROPOSED BUDGET	6.24.2020	6.24.2020
UPLOAD BUDGET INTO SOFTWARE	6.24.2020	6.30.2020
STAFF DEVELOPS HARDCOPY PUBLIC BUDGET BOOKLET	6.24.2020	7.17.2020

As described in the table below, the City Council received extensive details regarding the General Fund, Enterprise Funds, Special Revenue Funds, the Fee Schedules, and Capital Improvement Plan during the June 1st, June 10th, June 15th, and June 24th public City Council meetings. The City Council also received Departmental presentations from the Electric, Public Works (including parks, water, sewer, and streets), Fire, Recreation, Police, Engineering, Finance, Council, Code Enforcement, and Administration Budgets.

IMPORTANT COUNCIL MEETING DATES:

Budget, CIP, and Fees Introduction and Police Department Presentation	6.01.2020
Revenues & Expenditures, Fees, and Capital Plan. Engineering, Electric, Fire, and Public Works Presentations.	6.10.2020
Presentations and Budget, CIP, and Fee Details. Recreation and Admin Budgets.	6.15.2020
Budget, CIP, and Fees Review and Adoption	6.24.2020

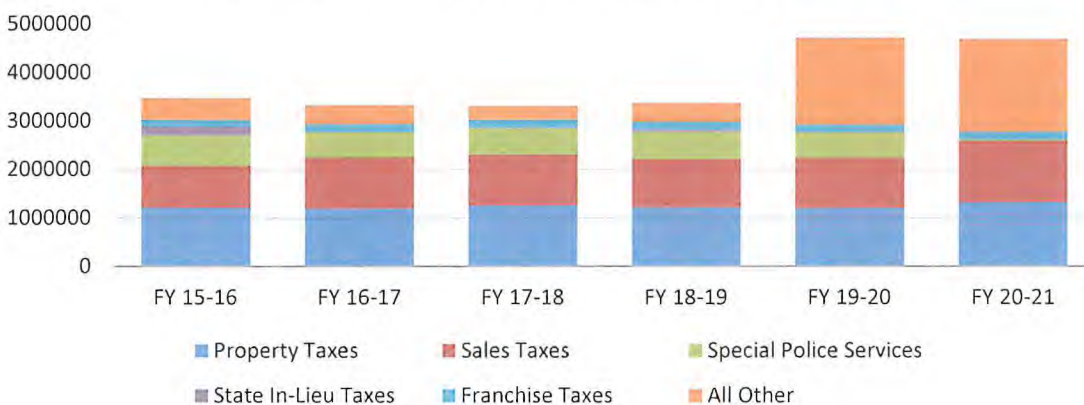
Just last month, the City Council received an in-depth analysis of our financial practices and condition from a highly reputable third-party and independent financial auditor. The independent third-party auditor provided a positive assessment of our City finances, that includes total expenditures of \$19,778,640, covering all operations and services.

Over the past month, City staff presented an overview of the City's finances including the critical issues facing Citywide fiscal solvency including the inadequate fund balances of the Water and Sewer Enterprise Funds. Staff also presented an overview of the budget process and the proposed changes, additions, and deletions discussed at various public budget sessions.

General Fund

The General Fund has maintained a positive fund balance for the past five budget cycles, following a series of deficit years. The majority of General Fund costs are comprised of personnel costs. Staff has undertaken significant measures in recent years to mitigate the fund challenges; including furloughs, layoffs, reduction of operating costs, deferment of projects, an implementation of an early retirement program, and an overall effort to relieve the burden on the City's General Fund.

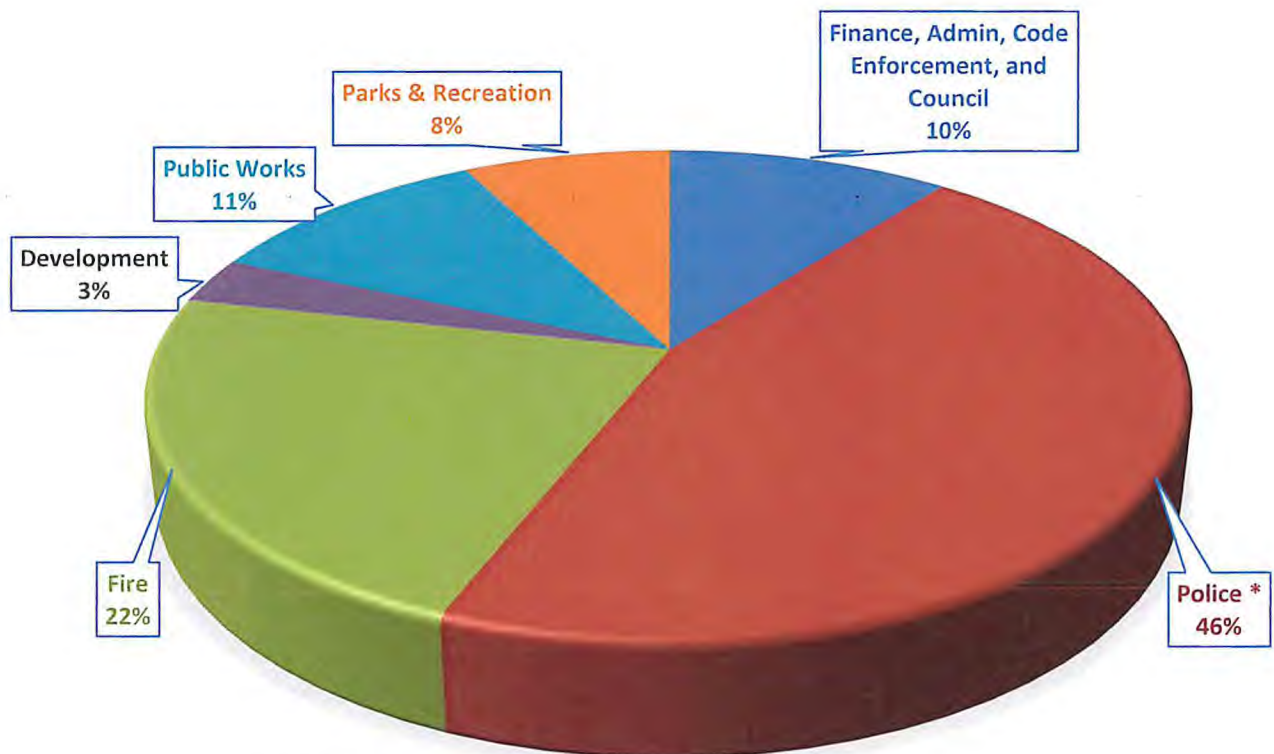
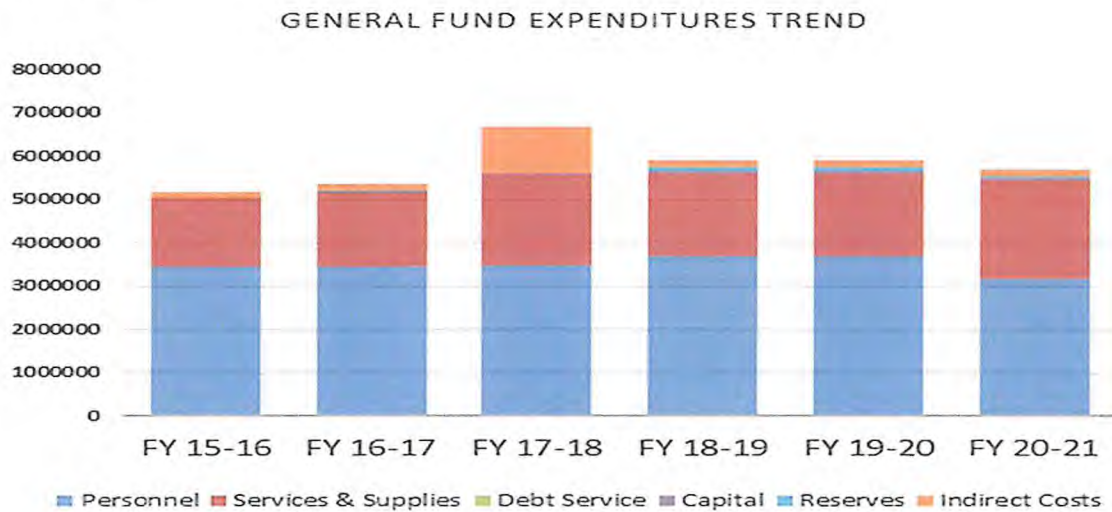
GENERAL FUND REVENUE TREND



General Fund revenue is expected to be at an all-time high due to the short-term lease revenues from the Gridley Camp Fire FEMA Community. In typical years, Property and Sales Tax contribute over 60% percent of revenue in the General Fund. It's essential to keep in mind that the FEMA revenues are for a period not to exceed two years.

Expenses in the General Fund are primarily flat. The total General Fund Budget is \$5,692,895. Any increases are primarily due to the Council approved addition of a Community Service Officer and the addition of one Firefighter associated with FEMA and one additional proposed Maintenance Worker.

The budget also includes corresponding reductions of Police and Finance staff. The City continues to experience Health Premium and PERS Retirement cost increases. CalPERS estimates that local government costs could rise from 5 percent of payroll to 9 percent of payroll over the next five years. This is in addition to cost increases experienced thus far. Police and Fire represent 68% of the General Fund budget.



GENERAL FUND EXPENDITURES 2020-21

*(EXCLUDING BIGGS)

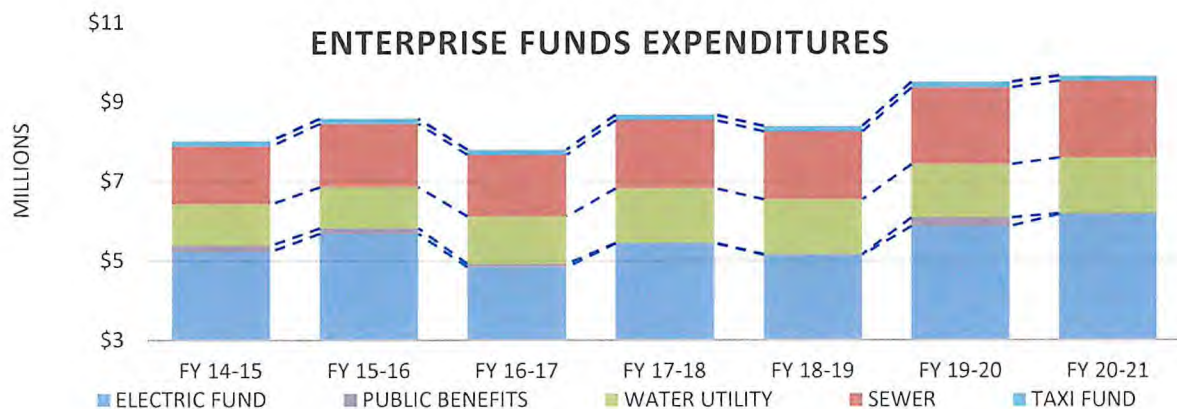
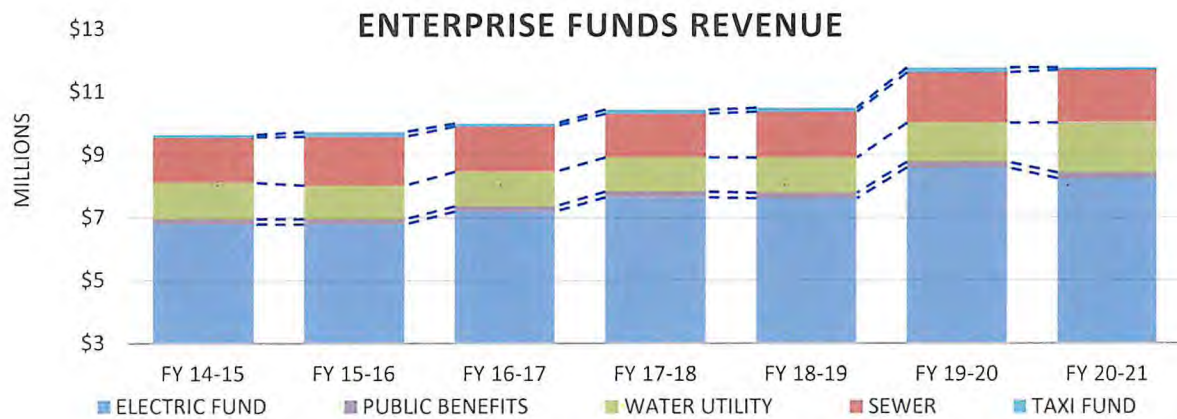
Overall, the proposed FY 2020-2021 budget improves the General Fund balance to \$1,570,480. After factoring in the required reserve balance level of 15%, the net General Fund balance is \$915,397.

Special Revenue Funds

The Special Revenue Funds are expected to fully utilize revenue for their designated purposes. The majority of the increase in revenue is due to an expected increase in the amount of Successor Agency funds for repayment of redevelopment expenditures. Both Revenue and Expenses reflect such increase in funds.

Enterprise Funds

All totaled, the City's Enterprise Funds include \$11,638,681 of expenditures, primarily providing healthy water, safe and reliable electric services, federal and state compliant sewer collection and treatment processes, and quality local transit operations. Water Enterprise revenues are expected to increase by approximately 18% primarily due to rate adjustments; 30 new housing units, and the additional population of utility users at the temporary Gridley Camp Fire FEMA Community. The Community benefits the City's water, sewer, and electric utilities with additional short-term revenues. As previously shared, the number of FEMA Modular Housing Units (MLU's) has reduced by approximately 70 units. That trend is anticipated to continue in FY 2020-21. Water revenues are expected to increase by approximately 10% due to rate adjustments, new housing units, and the FEMA community. The Electric Fund revenues will increase modestly due to new housing starts and the FEMA revenues.



Electric Enterprise Fund expenditures are expected to increase, primarily driven by increases in Electric power and transmission costs. Water and Sewer expenditures include several essential Capital Improvement Projects (CIP's) described in the last section of this document.

Significant Concerns

As discussed in the prior three budget sessions, the Water Fund and Sewer Fund have reached alarming and unacceptable low fund levels. Operating expenses have remained relatively flat and have generally reflected the larger consumer price indexes. The repeating, and ever-increasing annual deficits, are primarily due to the lack of any rate adjustments over the past 10 years. The Sewer Fund, including the proposed rate adjustment, is projected to have a problematic FY 20-21 deficit of \$456,795. The Water Fund, including the proposed adjustment, will include a minimal fund improvement in FY 20-21 of \$197,380. It's our hope that the Sewer Fund balance will slowly trend upward over the next three years. We will continue to closely monitor Sewer Fund trends and keep the Council informed.

Capital Improvement Program

Following a practice reinstated over the past two years, a detailed Capital Improvements Program (CIP) has been developed and added to the annual Operating Budget process. For the CIP master plan, departments forecasted every vehicle, equipment, project, and improvement that meets internal capital criteria and planned the expenditures over 10 years in a methodical financially viable infrastructure plan. Throughout the budget process, staff vetted the importance of all requested CIP items against the both the available reserves and City priorities.

Conclusion

In conclusion, following the remarkable improvement in financial position in the last five years, the proposed budget adds discipline in expenditure reduction in all funds. This will be particularly important in the General Fund as we strive to meet reserve fund policy criteria and overall long-term viability. While the overall state of the Enterprise Funds is improving with the proposed budget, it's imperative that we continue to address and monitor the critically low balance of the Water and Sewer Funds. Staff recommends continued monitoring and implementation of adequate reserve fund policies to ensure the safety of City operations across all funds. From a budgetary perspective, determining sustainable solutions to these threats will be the number one priority of staff in FY 2020-21.

Fiscal Impact

The Proposed FY 2020-21 Operating Budget is staff's comprehensive effort to present a policy document which preserves fiscal stability and at the same time enables the City Council and staff to accomplish crucial projects and services. Adopting a proposed budget which enables a City to sustainably and efficiently provide services is one of the most important duties a City Council can participate in.

Compliance with City Council Strategic Plan or Budget Goals

The City Council and City staff are committed to provide the best possible financial practices and the highest possible transparency regarding all financial transactions.

Attachments

1. Resolution No. 2020-R-07 Establishing the FY 2020-2021 Appropriations Limit for the City of Gridley
2. Resolution No. 2020-R-008 Amending the City of Gridley Master Fee Schedule including adjustments to City utility rates for all City fee and rate customers
3. Resolution 2020-R-009 Adopting a Budget for Fiscal Year 2020-2021
4. Redlined Master Fee Schedule
5. Utility and Transit Rate Comparisons
6. Police Fee Comparisons

The Proposed FY 2020/21 Operating Budget and CIP and the Fee Schedule has been provided separately to the City Council. A public copy is available for review online at <http://gridley.ca.us/> and at the Administration Customer Service Counter at City Hall.

**A RESOLUTION OF THE CITY OF GRIDLEY CITY COUNCIL
ESTABLISHING THE FY 2020-2021 APPROPRIATIONS LIMIT FOR THE CITY OF GRIDLEY**

WHEREAS, SB 1352 was enacted by the California State Legislature during the 1980 Session which specifically adds Division 9, Chapter 1205 (commencing with Section 79000) to Title 1 of Government Code; and

WHEREAS, SB 1352 was enacted to provide for the implementation of voter approved Proposition 4, also known as the "Gann Initiative" whose purpose was to limit governmental appropriations; and

WHEREAS, the voters of California did approve Proposition 111 in June 1990, which, among other provisions, allows for new adjustment formulas for calculating the City's annual appropriations limit; and

WHEREAS, the appropriations limit has been calculated for the City of Gridley by the City Finance Department in accordance with the Uniform Guidelines for Implementation of the Gann Initiative and Proposition 111, as promulgated by the League of California Cities.

NOW, THEREFORE, IT IS HEREBY RESOLVED by the City Council of the City of Gridley as follows:

- 1.) For fiscal year 2020-2021, the City Council approved the selection and usage of the "California Per Capita Income" percentage change and the population growth percentage increase for the City of Gridley when calculating that year's appropriations limit. The FY 2020-2021 appropriations limit may be amended at some future date due to a change in the factor used in this calculation. The choice of factors to be used for the FY 2020-21 calculation was limited to use of the California Per Capita Income change due to the unavailability of the "percentage change in the local assessment roll from the preceding year due to the addition of local nonresidential construction in the City". (The County of Butte, Assessor's Office reports this factor has not been determined.) Therefore, when the factor depicting the percentage change in the local assessment roll from the preceding year due to the addition of local non-residential construction in the City is available, should it be greater than the California Per capita Income factor, the FY 2020-2021 Appropriations Limit could be recalculated to reflect the higher factor.
- 2.) The Appropriations Limit is hereby established for the City in the amount of \$21,452,118 for fiscal year 2020-2021 in conformance with the attached Exhibit A and Article XIII B of the Constitution as amended.

I HEREBY CERTIFY that the foregoing resolution was duly introduced and passed at a regular meeting of the City Council of the City of Gridley held on the 24th day of June 2020, by the following vote:

AYES:	COUNCIL MEMBERS	Williams, Johnson, Borges, Torres, Crye
NOES:	COUNCIL MEMBERS	None
ABSTAIN:	COUNCIL MEMBERS	None
ABSENT:	COUNCIL MEMBERS	None
ATTEST:		APPROVED:

Paul Eckert, City Clerk

Bruce Johnson, Mayor

EXHIBIT A - Gann Initiative - Appropriation Limit Calculation
For the Fiscal Year ended June 30, 2021

2020-2021 Appropriation Limit Calculation

Price factor information:

Prior year amount	3.85
Current year amount	3.73

Population information:

Prior year population	7,058
Current year population	6,402

Per Capita Change: 3.73

Population Change: (9.29)

Per Capita converted to a ratio: $\frac{3.85 + 100}{100} = 1.037300$

Population converted to a ratio: $\frac{.10 + 100}{100} = 0.907056$

Calculation of factor for FY 2020-2021: $1.037300 \times 0.940889 = 0.940889$

2020-2021 Appropriation Limit:

2019-2020 Appropriation Limit	\$22,799,839
Multiplied by Factor	<u>0.940889</u>
2020-2021 Appropriation Limit	<u>\$21,452,118</u>

**A RESOLUTION OF THE CITY OF GRIDLEY CITY
AMENDING THE CITY OF GRIDLEY MASTER FEE SCHEDULE
INCLUDING ADJUSTMENTS TO UTILITIES**

WHEREAS, the City seeks to achieve and maintain financial stability through reasonable cost recovery, where appropriate, to allow the City to continue to provide cost-effective services and maintain adequate City infrastructure; and

WHEREAS, staff has reviewed and analyzed the cost of providing various City services throughout all City Departments and Programs; and

WHEREAS, the City has established Sewer, Water, Electric, and Storm Drain Master Plans, Pavement Management Plans, and Capital Improvement Plans to determine and prioritize necessary capital improvements for City infrastructure; and

WHEREAS, the City Council is committed to providing adequate funding for capital improvement projects to renew and replace aging infrastructure; and

WHEREAS, the FY 2020-21 Ten Year Capital Improvement Plan recommended infrastructure projects totally \$18,535,418 over the next ten years; and

WHEREAS, public discussions were held during the June 1st, June 10th, June 15th, and June 24th public City Council meetings regarding proposed fees and water, sewer, and electric utility rates for Fiscal Year 2020-21; and

WHEREAS, the City seeks to achieve and maintain financial stability through reasonable cost recovery, where appropriate, to allow the City to continue to provide cost-effective services;

NOW, THEREFORE, BE IT RESOLVED, by the City Council of the City of Gridley, that City fees and rates are hereby adopted as follows:

1. The City Council hereby determines that this action is exempt from CEQA pursuant to Sections 15061(b)(3) and 15273 of the Guidelines, which exempts the establishment, modification, restructuring, or approval of rates, tolls, fares, or other charges by public agencies for the purpose of meeting operating expenses and obtaining funds for capital projects necessary to maintain service within existing service areas based on the findings hereto and incorporated herein by reference. The Council further finds that there is no indication of unusual circumstances that would create a reasonable possibility that approving the Master Fee Schedule would cause a significant effect on the environment; and
2. The City Council hereby finds that the proposed Master Fee Schedule hereto meets the substantive applicable provisions as set forth in the State of California Constitution, that the revenues derived from the fees and rates do not exceed the cost of providing the services, none of the revenues derived from the fees and rates are used for any other purpose other than meeting the costs of providing the intended service, the revenues derived from the fees and rates are used for services actually used by, or immediately available to, the person or owner of the property responsible for the payment of the rate, the amount recovered via the rates from any person or parcel does not exceed the proportional cost of the service provided, and no rate is assessed any person or parcel unless that person or parcel is receiving water service; and

3. Implementation of the revised Transit, Water, and Sewer rate, and Code Enforcement changes will be deferred until October 1, 2020 to allow for additional public comment.

City of Gridley		
Master Fees & Service Charges Schedule		
Effective 7-1-2020 (Transit, Code Enforce, Water & Sewer Fee changes scheduled for 10/1/2020)		
To be annually reviewed and adopted by City Council with Annual Operating Budget		
Service/Application	Fee/Deposit Amount	Basis/Notes
Finance and Administration		
Process Returned Checks (First Occurrence)	\$25.00	CA Civil Code 1719(a)
Process Returned Checks (Subsequent)	\$35.00	CA Civil Code 1719(a)
Photocopy - Color	\$1.00 for 1 st Page, \$0.29	Per Page
Large Documents (Ledger)	\$1.00 for 1 st Page, \$0.85	Per Page
Maps and Plans	\$4.40 for 1 st Page, \$1.58	Per Page
Public Records Request	Actual Costs/No Employee Cost	
Records & Information Research	\$92.40	
Council Agendas Mailed (Free online)	\$80.00	Per Year
Council or Planning Commission Agendas & Minutes Mailed (Free online)	\$134.00	Per Year
Planning Commission Agendas Mailed (Free online)	\$80.00	Per Year
Repair of City Property	100% of Dir. Exp. + Overhead	
Video/Audio Duplication (DVD)	Actual costs	
For services requested of City Staff for which no fee is listed in this Master Fee Schedule, the appropriate fee for hourly rates for staff time involved in the service	Actual costs	
City Facilities		
Recreation Center – Multipurpose Room and Kitchen	\$125 Plus \$100 Deposit	Per Day
Recreation Center – Class Room	\$400.00	Per Month
Boat Ramp Access (Requires hold Harmless Agreement)		
Boat Ramp General Use	\$35.00	per year
Boat Ramp Fishing Guides	\$150.00	per year
Boat Ramp Replacement of lost/stolen Proximity Cards	\$15.00	each
Gun Range Access (Collected by North Valley Shooters Association)		
Gun Range General Use	\$35.00	per year
Gun Range Replacement of lost/stolen Proximity Cards	\$15.00	each
City Transit Fees (Public Hearings in August with potential Implementation in September)		
Origination and destination within the City. Last change 12 years ago in 2008.	\$2.00	Per One-Way Ticket
Building Inspection and Fire Plan Check Fees		
Effective August 1, 2017, the City of Gridley City Council contracted with the County of Butte to provide Building Inspections services within the City of Gridley. Butte County and Cal Fire establishes Inspection Fees and Fire Department Plan Checks in compliance with State laws.		
Garbage Collection		
Fees Set and Collected by Franchise Holder – Waste Management		
Business Licenses		
Carrying on two or more business at one time: The flat rate charge for each individual business is as required in this title, but in determining the total average number of employees, the total employees for all businesses shall be combined.		

City of Gridley
Master Fees & Service Charges Schedule
Effective 7-1-2020 (Transit, Code Enforce, Water & Sewer Fee changes scheduled for 10/1/2020)
 To be annually reviewed and adopted by City Council with Annual Operating Budget

Service/Application	Fee/Deposit Amount	Basis/Notes
Exemptions and Exclusions:		
Age 16 or under and gross receipts less than \$1,000 per year		
Banks		
Charitable organizations & entertainments		
Franchise fees, businesses paying franchise fee to City		
Insurance companies and associations		
Delinquency Penalty:		
The penalty fee, which shall be in addition to the amount of the fee, shall be fifty percent (50%) of the amount of the fee, and an additional ten percent (10%) of the amount of fee for each month of continued delinquency after the first month, provided that the amount of the penalty fee shall in no event exceed one hundred percent (100%) of the amount of the business license fee due.		
License Fee		
All business except those listed below.	\$55.00	Per Year
Plus (for each employee equivalent in excess of 2 full-time)	\$5.00	Per Year
Apartments 3-5 units	\$50.00	Per Year
6+ units	Plus \$5.00	Per Room
Bars or Restaurants serving alcohol	\$150.00	Per year
Bingo Games	\$50.00	Per Year
Boxing, Wrestling, and other similar exhibitions	\$90.00	Per Event
Carnivals, Circuses, etc.	\$175.00	Each Emp Per Year
Christmas Tree Vendor	\$50.00	Each Day
Motels, Hotels, Bed & Breakfasts, Air B&B's	See Apartments above	
Palmistry, Fortune-Teller, etc	\$150.00	Each Day
Pawnbrokers	\$200.00	Per Year
Peddlers (No Proration):		
Souvenirs	\$90.00	Per Year
Food by vehicle or wagon	\$60.00	Per Year
Food by hand or push cart	\$60.00	Per Year
Food by basket or tray	\$60.00	Per Year
Flowers	\$60.00	Per Year
Others unlisted	\$60.00	Per Year
Rest /Convalescent Homes / Hospitals	\$1.50	Each Day
Rooming, Boarding Houses	\$25.00	Each Bed Per Year
Solicitors - Plus \$500 bond	\$120.00	Per Year
Trailer Court	\$40.00	Per Space Per Year
Code Enforcement, Weed Abatement, and Property Maintenance (new fees will require Ordinance changes prior to October		
Vacant Building Monitoring Annual Fee (after 120	\$360.00	Per Year
Vacant Building Utility Base Fee Charges	See Utility Fee Section Below	Monthly
Forced Vacated (Red Tag) - Do Not Enter, Unsafe to Occupy	\$400-First; \$1,000-Second; \$2,000-Third	Each Occurrence
Removal of Refuse on Public Property or on Private Property of Another	\$250 Admin Plus Actual Costs	Each Occurrence
Removal of Accumulation of Refuse on Property of Owner or Occupant	\$250 Admin Plus Actual Costs	Each Occurrence
Shopping Cart Retrieval	\$25.00	Each Shopping Cart
Fire Weed Abatement	\$75 Admin Plus Actual Costs	Each Occurrence
Yard Sale Sign Removal from Public Poles or Right of Way for 3-time repeat offenders only	\$0	Each Sign

City of Gridley
Master Fees & Service Charges Schedule
Effective 7-1-2020 (Transit, Code Enforce, Water & Sewer Fee changes scheduled for 10/1/2020)
 To be annually reviewed and adopted by City Council with Annual Operating Budget

Service/Application	Fee/Deposit Amount	Basis/Notes
Refuse Bins left in Public Right of Way 24 Hours after Pick-up for 3-time repeat offenders only and following stickers on cans and door knocking	\$0	Per Bin and Each Occurrence
Animals		
Dog License – Unaltered (No Proration)	1 yr. \$26 / 2 yr. \$36 / 3 yr. \$46	Due with exp. of rabies
Dog License – Altered (No Proration)	1 yr. 12.50 / 2 yr. 17.50 / 3 yr. 22.50	Due with exp. of rabies
Dog License – Late Fee	\$5.00	Each Month Late
Penalty for no Dog License	\$42	Each Occurrence
Impound Dog or Cat – First Occasion	\$35	Each Dog or Cat
Impound Dog or Cat – Second Occasion	\$65.00	Each Dog or Cat
Impound Dog or Cat – Third or more Occasion	\$80.00	Each Dog or Cat
Boarding Fee for Impounded Dog or Cat	\$10.00	Per Day Per Dog or Cat
Impound Livestock	\$100.00	Each Livestock
Boarding Fee for Impounded Livestock	\$25.00	Per Day Per Livestock
Quarantine Fee – Owners Premises	\$15.00	Flat Fee
Quarantine Fee – City Facility	\$25.00	Flat Fee
Quarantine Board and Care Fee	\$15.00	Per Dog or Cat
Surrender Dog	\$42.00	Per Dog
Surrender Cat	\$27.00	Per Cat
Adoption of Dog – Previously Spayed/Neutered	\$40.00	Per Dog
Adoption of Cat – Previously Spayed/Neutered	\$33.00	Per Cat
Adoption of Dog – Not Previously Spayed/Neutered	\$40 plus \$50 Spay/Neut Deposit	Per Dog
Adoption of Cat - Not Previously Spayed/Neutered	\$33 plus \$40 Spay/Neut Deposit	Per Cat
Trap Rental Fee - Cat	\$5.00	Per Week
Trap Rental Fee - Dog	\$25.00	Per Week
Disposal Fee - Cat	\$20.00	Per Cat
Disposal Fee - Dog	\$30.00	Per Dog
Dangerous Dog Permit	\$150 in addition to License Fee	Per Dog Per Year
Police Services		
Weapons – Concealed Weapon Permit	\$25.00	Per Weapon Holder
Weapons – Concealed Gun Dealer	\$65.00	Per Weapon Dealer
Vehicle Removal	\$50.00 Admin Fee Plus Actual Costs	Per Tow
Vehicle Storage Release Authorization	\$150.00	Per Vehicle
Vehicle Identification Verification	\$15.00	Per Vehicle
Parking Violations		
Exceed 72-hour parking	\$55.00	Per Violation
Exceed 2-hour parking	\$10.00	Per Violation
Exceed 1-hour parking	\$10.00	Per Violation
Exceed 30-minutes in alley	\$10	Per Violation
Exceed limited time parking	\$10	Per Violation
Prohibited parking	\$25	Per Violation
Diagonal parking outside lines	\$5	Per Violation
Diagonal parking, front wheel 6" of curb	\$10	Per Violation
Red zone parking	\$25	Per Violation

City of Gridley
Master Fees & Service Charges Schedule
Effective 7-1-2020 (Transit, Code Enforce, Water & Sewer Fee changes scheduled for 10/1/2020)
 To be annually reviewed and adopted by City Council with Annual Operating Budget

Service/Application	Fee/Deposit Amount	Basis/Notes
Yellow, white, green zone parking	\$15	Per Violation
Blue zone (handicapped 22507.8)	\$250	Per Violation
Park for advertising	\$10	Per Violation
Park for peddlers/vendors	\$20	Per Violation
Park unlicensed vehicle	\$25	Per Violation
Park on public right-of-way	\$20	Per Violation
Park commercial vehicle > 94"	\$20	Per Violation
Park for emergency repairs	\$10	Per Violation
Park >18" to curb	\$15	Per Violation
Park by fire hydrant	\$50	Per Violation
Park in fire lane	\$50	Per Violation
Park in bus zone	\$250	Per Violation
Park in intersection	\$10	Per Violation
Park in crosswalk	\$10	Per Violation
Park in driveway	\$10	Per Violation
Park on sidewalk	\$10	Per Violation
Double parking	\$10	Per Violation
Butte County Assessment	\$5	Per Violation
City admin fee for program	\$2	Per Violation
Delinquency (In Addition to Listed Fine Above)	\$30	Per Violation
Vehicle equipment violations	\$25	Per Violation
Registration tab violations	\$25	Per Violation
Shared Fees for Sewer, Water, and Electric Utilities		
Deposit to Establish or Re-establish Credit - 3 X average monthly billing (last 12 mos.) for structure where service to be provided.		
Vacant Building Utility Base Fee Charges – Buildings Vacant longer than 90 Days will be charged the monthly Base Rate for Sewer, Water, and Electric Utility for their respective building type.		
Process Returned Checks (First Occurrence)	\$25.00	CA Civil Code 1719(a)
Process Returned Checks (Subsequent)	\$35.00	CA Civil Code 1719(a)
On-site delivery of a disconnection notification	\$50.00	
Field collection fee	\$50.00	
Final disconnection notice	\$50.00	
15-day delinquency notice: Residential 10/1/20	10% up to maximum \$45.00	
15-day delinquency notice: Commercial 10/1/20	\$65.00	
Meter Tampering Penalty	\$500.00	Each Offense
Restoration of Service		
Sanitary Sewer Utility System (Implement after October 1, 2020).		
Base Charge - Single Family Residential	\$41.76	Monthly Per Unit
Base Charge - Multi-family residential	\$37.59	Monthly Per Unit

City of Gridley
Master Fees & Service Charges Schedule
Effective 7-1-2020 (Transit, Code Enforce, Water & Sewer Fee changes scheduled for 10/1/2020)
 To be annually reviewed and adopted by City Council with Annual Operating Budget

Service/Application	Fee/Deposit Amount	Basis/Notes
Base Charge - Hotels & Motels	\$125.28	Monthly Per Unit
Base Charge - BCHA	\$52.20	Monthly Per Unit
Base Charge - Retail & Commercial	\$50.11	Monthly Per Unit
Base Charge - Service Stations	\$125.28	Monthly Per Unit
Base Charge - Beauty/Barber Shops	\$31.32	Monthly Per Unit
Base Charge - Restaurants - Small	\$125.28	Monthly Per Unit
Base Charge - Restaurants - Large	\$250.56	Monthly Per Unit
Base Charge - Small Markets	\$167.04	Monthly Per Unit
Base Charge - Supermarkets	\$341.13	Monthly Per Unit
Base Charge - Rio Pluma	\$325.00	domestic only
Base Charge - Gridley Inn Offices	\$230.77	
Base Charge - Caldwell Building	\$167.04	
Base Charge - Schools	\$52.20	Monthly Each 25 students
Base Charge - Churches	\$20.88	
Base Charge - Hospitals	\$1217.12	
Base Charge - Butte County Fair	\$250.56	Per 5 Connections
Industrial Wastewater - Permits	TBD	
Industrial Wastewater - Monitoring	TBD	
Industrial Wastewater - Violation Response	TBD	
Industrial Wastewater - Appeals	TBD	
Water Utility System (Implement after October 1, 2020)		
Water Commodity Charge - Metered Rate	\$1.32	Per 1,000 Gallons
Base Charge - Up to 1" meters	\$29.49	Monthly Meter Fee
Base Charge - 1.5" meters	\$44.24	Monthly Meter Fee
Base Charge - 2" meters	\$58.98	Monthly Meter Fee
Base Charge - 3" meters	\$88.47	Monthly Meter Fee
Base Charge - 4" meters	\$117.96	Monthly Meter Fee
Base Charge - Over 4" meters	\$147.45	Monthly Meter Fee
Flat Rate - without a dedicated meter	\$88.47	Monthly Fee
Bulk Water - with building permit - up to 5 mos.	\$135.57	Monthly Fee
Fire Hydrant Meter Use Deposit	\$976.60	One Time Deposit
Fire Hydrant Monthly Rental Rate	\$147.45	Per Month
Fire Hydrant Use - usage	\$1.32	Per 1,000 Gallons
Fire Line for sprinklers		
System Protection - Install Backflow Prevention Device	Actual Costs or \$350 Minimum	Per Device
System Protection - Install Backflow with Pressure Reducer	Actual Costs or \$450 Minimum	Per Device

City of Gridley
Master Fees & Service Charges Schedule
Effective 7-1-2020 (Transit, Code Enforce, Water & Sewer Fee changes scheduled for 10/1/2020)
 To be annually reviewed and adopted by City Council with Annual Operating Budget

Service/Application	Fee/Deposit Amount	Basis/Notes
System Protection - Annual Testing of Device	\$50	Annual Testing Process
System Protection - Repair and/or Replacement of Device	Actual Cost	Per Device
Priority service connection (same day service)	no charge	
Priority service connection (after 2 p.m.)	\$95	
Service reconnection fee (disconnection due to nonpayment of utility bill)	\$45.00	
Service reconnection fee (after 2 p.m.)	\$95	
Service disconnection fee (at main)	\$500	
Service reconnection fee (at main)	\$500	
Service transfer fee	\$25	
Meter testing fee (waived if meter is found defective)	\$65.00	
Water Efficient Landscaping (to be determined by City Council as needed)	TBD	

Electric Utility System		
Domestic (residential) Rate R-1: (applies to ea. unit in any group - apt., duplex)		
Customer Base Charge	\$17.70	min/month
Commodity Tier 1: 0 KWh to 475 KWh	\$0.162	per KWh
Commodity Tier 2: 476 KWh to 575 KWh	\$0.224	per KWh
Commodity Tier 3: 576 KWh to 1,800 KWh	\$0.295	per KWh
Commodity Tier 4: 1,801 KWh to 2,000 KWh	\$0.319	per KWh
Commodity Tier 5: 2,001 KWh and Over	\$0.346	per KWh
California Public Benefit Charge	2.85%	of charges
California Energy Commission Surcharge	\$0.0003	per KWh
Life Support Program (residential) Rate L-S:		
Customer Base charge	\$12.98	min/month
Commodity Tier 1: 0 KWh to 475 KWh	\$0.142	per KWh
Commodity Tier 2: 476 KWh to 526 KWh	\$0.189	per KWh
Commodity Tier 3: 527 KWh to 2,100 KWh	\$0.260	per KWh
Commodity Tier 4: 2,101 KWh and Over	\$0.282	per KWh
California Public Benefit Charge	2.85%	of charges
California Energy Commission Surcharge	\$0.0003	per KWh
(must meet eligibility requirements)		

City of Gridley
Master Fees & Service Charges Schedule
Effective 7-1-2020 (Transit, Code Enforce, Water & Sewer Fee changes scheduled for 10/1/2020)
 To be annually reviewed and adopted by City Council with Annual Operating Budget

Service/Application	Fee/Deposit Amount	Basis/Notes
General (Commercial) Rate C-1:		
No demand meter:		
Customer Base Charge	\$35.40	min/month
Commodity Tier 1: 0 KWh to 625 KWh	\$0.177	per KWh
Commodity Tier 2: 626 KWh to 2,500 KWh	\$0.217	per KWh
Commodity Tier 3: 2,501 KWh to 7,500 KWh	\$0.224	per KWh
Commodity Tier 4: 7,501 KWh to 10,000 KWh	\$0.236	per KWh
Commodity Tier 5: 10,000 KWh and over	\$0.283	per KWh
Demand Charge per KWh over 30 KWh	\$8.85	per KWh
California Public Benefit Charge	2.85%	of charges
California Energy Commission Surcharge	\$0.0003	per KWh
Single phase meter-all usages		
4-phase - less than 25,000 KWh annual usage		
Demand (commercial) meter Rate C-3:		
Customer Base Charge	\$76.70	min/month
Commodity Tier 1: 0 KWh - 7,000 KWh	\$0.236	per KWh
Commodity Tier 2: 7,001 KWh - 10,000 KWh	\$0.248	per KWh
Commodity Tier 3: 10,001 KWh and over	\$0.189	per KWh
Demand Charge per KWh over 30 KWh	\$8.85	per KWh
California Public Benefit Charge	2.85%	of charges
California Energy Commission Surcharge	\$0.0003	per KWh
Industrial Rates		
Customer Base Charge	\$212.40	min/month
Commodity Charge	\$0.136	per KWh
Demand Charge per KWh over 100 KWh	\$6.20	per KWh
California Public Benefit Charge	2.85%	of charges
California Energy Commission Surcharge	\$0.0003	per KWh
3-Phase meter - more than 25,000 KWh annual usage; and Average monthly demand greater than 500 KWh over the past 12 months actual (or estimated for new accounts).		
Residential Solar Installations		

City of Gridley
Master Fees & Service Charges Schedule
Effective 7-1-2020 (Transit, Code Enforce, Water & Sewer Fee changes scheduled for 10/1/2020)
 To be annually reviewed and adopted by City Council with Annual Operating Budget

Service/Application	Fee/Deposit Amount	Basis/Notes
Application - Photovoltaic/Solar Electric Generating Facility Rated at 10 KW or Less	\$160.00	Per Installation
Application - Photovoltaic/Solar Electric Generating Facility Rated higher than 10 KW	\$320.00	Per Installation
Residential Solar Installations prior to January 22, 2020 - Reimbursement Credit (all KWh exported, per KWh)	Annual Reimbursement is equal to Tier 1 Commodity Rate and are charged the Base Rate and all State Charges.	Per Installation
Residential Solar Installations on or after January 22, 2020 - Reimbursement Credit (all KWh exported, per KWh)	Annual Reimbursement is \$0.045/KWh. Solar Customers are charged the Base Rate and all State Charges	Per Installation
Dusk-to-Dawn light installation. Light only, on existing pole. Pole and light installation on City ROW only.	\$25 Minimum or actual cost if greater	Per Installation
Dusk-to-Dawn (outdoor lighting)		
150-watt lamps (D-1)	\$8.92	Per Month
200-watt lamps (D-2)	\$12.76	Per Month
400-watt lamps (D-3)	\$20.42	Per Month
Up and Down		
For service change out or modification on weekdays 8:00 am to 2:00 pm	No Cost	Per Service Change
For service change out or modification outside of work hours	\$175.00 Minimum or actual cost if greater	Per Service Change
For shut-off and reconnect for non-payment &/or violate service regs during hours	\$45	Per Power Off or On
For shut-off and reconnect for non-payment &/or violate service regs outside of work hours	\$175.00 Minimum or actual cost if greater	Per Power Off or On
Temporary service		
Overhead - 100 Ampere, 240 Volt, 3-wire Single Phase Service to customer-owned pole.	\$100 Minimum or Actual Cost if Greater	
Underground - customer provides pole and all materials to the point of connection. City provides connectors	Actual Cost	
Service Disconnection fee (at pole/transformer)	\$150.00	
Service Reconnection fee (at pole/transformer)	\$150.00	
Meter Testing Fee (waived if meter is found defective)	\$50.00	
Service Transfer Fee	\$25.00	
Public Works and Engineering		
Permits requiring engineering review, inspection, materials testing, or extensive coordinating with other agencies will require an additional fee to equal the costs to the City for the service rendered (\$75 minimum for engineering review)		
Fence Permit	\$60.00	Each Fence Installation
Encroachment Permit - Non-Utility	\$40.00 Application Fee Plus Actual Costs	Each Encroachment
Encroachment Permit/Temporary Debris Box	\$30.00	Each Encroachment
Encroachment Permit - Utility	\$180.00 Application Fee Plus Actual Costs	Each Encroachment

City of Gridley
Master Fees & Service Charges Schedule
Effective 7-1-2020 (Transit, Code Enforce, Water & Sewer Fee changes scheduled for 10/1/2020)
 To be annually reviewed and adopted by City Council with Annual Operating Budget

Service/Application	Fee/Deposit Amount	Basis/Notes
Public Works Construction Standards	\$10	Each Set
Grading Plan Review Fees	Actual Costs	Each Plan
Improvement Plan Check Fees		
Construction or site improvement plans check	1.5% project value (\$100 min.)	For Planning and Engineering, additional fees may be charged to recover actual costs including administrative and overhead.
Subdivisions & Lot Boundary Changes		
Pre-Application Conference	\$100.00	filing fee for tentative parcel maps
Pre-application conference	\$300.00	filing fee for tentative subdivision maps
Tentative Parcel Maps	\$1,000.00	deposit + environmental
Tentative Subdivision Maps	\$2,000.00	deposit + environmental
Environmental Review (all maps)	\$100.00 to \$5,000.00	deposit will depend on map
Final Maps (all)	\$500.00	deposit + County fee
Parcel Maps	+\$25.00	Per Lot
Subdivision Maps	+\$25.00	Per Lot
Extension time for filing final map	\$500.00	filing fee
Revision of approved tentative parcel map	\$500.00	Deposit
Revision of approved tentative subdivision map	\$1,000.00	Deposit
Boundary Line Modification	\$450.00	filing fee + County fee
Merger	\$350	filing fee + County fee
Certificate of Compliance	\$300	filing fee + County fee
Certificate of Correction	\$350	filing fee + County fee
Record of survey	\$500	filing fee + County fee
Reversion to acreage	\$350	filing fee + County fee
Vacate or abandon easement	\$500	filing fee + County fee
Development Agreement	\$800	deposit (actual cost)
Modifications of Conditions of Approval	\$200	filing fee
Zoning		
Filing Fees and Deposits - For those applications requiring payment of a filing fee, such fee is assumed to cover all processing costs except in extraordinary cases. When an application requires payment of a deposit, the applicant is responsible for payment of all costs related to processing. Depending on the actual costs, additional payment may be required or excess funds refunded.		
Environmental Review - The fee depends upon whether the project is exempt from CEQA (California Environmental Quality Act) or has the potential to result in impacts to the environment. A separate fee (currently \$50, payable to Butte County) for all applications requiring environmental review is required by the County of Butte for the filing fee of environmental documents. For those projects which are not exempt and which are determined to have an impact on fish and wildlife or their habitat, an additional fee will be required.		
Categorical Exemption	\$100.00	filing fee + County fees
Negative Declaration	\$1,000.00	deposit + County fees
Mitigated Negative Declaration	\$3,000.00	deposit (or actual cost if consultant prepares) + County fees
Mitigation Monitoring	\$90.00/hr.	or actual cost

City of Gridley
Master Fees & Service Charges Schedule
Effective 7-1-2020 (Transit, Code Enforce, Water & Sewer Fee changes scheduled for 10/1/2020)
 To be annually reviewed and adopted by City Council with Annual Operating Budget

Service/Application	Fee/Deposit Amount	Basis/Notes
Environmental Impact Report (EIR)		actual cost
Review of EIR	10% administrative fee	
Annexation	\$800.00	deposit + environmental review
	LAFCO fee	actual cost
	SBE fee	actual cost
General Plan Amendment	\$1,500.00	deposit + environmental review
Zoning Change/Prezone	\$800.00	deposit + environmental review - applies to ordinance amendments and rezones
Use Permit (Owner Occupied SF Residential)	\$200.00	filing fee + environmental review
Use Permit (All other zoning designations)	\$500.00	filing fee + environmental review
Administrative Use Permit	\$50.00	filing fee
Variance (Owner Occupied SF Residential)	\$300.00	filing fee + environmental review
Variance (All other zoning designations)	\$500.00	filing fee + environmental review
Site Plan Review	\$450.00	filing fee
Home Occupation Permit	\$20.00	filing fee
Cottage Food Operator	\$0	
Large Family Day Care	\$250	filing fee + environmental
Mobile Food Vendor	\$250	filing fee + environmental
Second Unit/ADU	\$250	filing fee + environmental
Temporary Mobile Home Permit	\$45.00	filing fee
Appeal staff decision to Planning Commission	\$200.00	filing fee
Appeal Planning Commission decision to City Council	\$200.00	filing fee
PD application	\$1,000.00	deposit plus environmental review
Sign permit	\$50.00	filing fee
Special Planning Commission meeting	\$200.00	filing fee
Sphere of Influence Expansion	\$800.00	actual cost plus 10% administration fee or deposit + environmental review
Parking Lot Layout	\$200.00	filing fee
Change to existing non-conforming use	\$200.00	filing fee single-family residential (owner/occupied) zoning + environmental review
Change to existing non-conforming use	\$500.00	filing fee all other zoning + environmental review
Specific Plan	actual cost + 10% administrative fee	
Compliance Letters	\$45.00	filing fee
Publishing Legal Notices	actual cost	
Pre-application planning session	\$180.00	2 hours of technical staff time
Planning and Zoning Projects for which there is no appropriate category	Actual Costs Deposit TBD by Planning and Environmental Review	

City of Gridley
Master Fees & Service Charges Schedule
Effective 7-1-2020

To be annually reviewed and adopted by City Council with Annual Operating Budget

DEVELOPMENT IMPACT FEES

Primary Residential Unit Impact Fees

Residential includes single family homes, planned unit developments, mobile homes and any other residential use.

Temp EDU expires 12/31/2021 in accordance with Reso 2019-R-028

Impact Fees	Per Unit	Temp. Per Unit
Sewer Development Impact	\$10,970.00	\$2,742.50
Sewer Collection	\$1,750.00	\$437.50
Sewer Connection (4-6 inches)	\$1,850.00	\$462.50
Sewer Connection over 6 inches – to be calculated		
Water Development Impact	\$2,325.00	\$581.25
Water Collection/Distribution	\$746.01	\$186.50
Water Connection Fee – 1 inch	\$1,955.54	\$488.89
\$2341.05 for 1 ½ inch		
\$2701.56 for 2 inches		
Over 2 inch – to be calculated		
Parks	\$3,659.00	\$914.75
Streets and Roads	\$1,461.00	\$365.25
Police	\$119.00	\$29.75
Fire	\$1,601.00	\$400.25
Electric	\$900.00	\$225.00
\$900 up to 200 Amps		
\$1996 up to 400 Amps		
Electric Distribution	\$900.00	\$225.00
Electric Connection	\$900.00	\$225.00
Total	\$29,136.55	\$7284.14

City of Gridley
Master Fees & Service Charges Schedule
Effective 7-1-2020

To be annually reviewed and adopted by City Council with Annual Operating Budget

Secondary Unit with Utilities (Adopted by Ordinance 831-2017) Impact Fees
Temp EDU expires 12/31/2021 in accordance with Reso 2019-R-028

Impact Fees	% applied per Unit	Per Unit	Temp. Per Unit
Sewer Development Impact	15%	\$1,645	\$411.25
Sewer Collection	100%	\$1,750	\$437.50
Sewer Connection (4-6 inches)	100%	\$1,850	\$462.50
Sewer Connection over 6 inches – to be calculated			
Water Development Impact	15%	\$348.75	\$87.19
Water Collection/Distribution	100%	\$746.01	\$186.50
Water Connection Fee – 1 inch	100%	\$1,955.54	\$488.89
\$2,341.05 for 1 ½ inch			
\$2,701.56 for 2 inches			
Over 2 inch – to be calculated			
Parks	15%	\$548.85	\$137.21
Streets and Roads	50%	\$730.50	\$182.63
Police	100%	\$119	\$29.75
Fire	100%	\$1,601	\$400.25
Electric	50%	\$450.00	\$112.50
\$900 up to 200 Amps			
\$1996 up to 400 Amps			
Electric Distribution	100%	\$900.00	\$225.00
Electric Connection	100%	\$900.00	\$225.00
Total	64%	\$13,593.65	\$3,386.17

Secondary Unit without Separation of Utilities (Adopted by Ordinance 831-2017)
Temp EDU expires 12/31/2021 in accordance with Reso 2018-R-025

Impact Fees	% applied Per Unit	Per Unit	Temp. Per Unit
Parks	15%	\$548.85	\$137.21
Streets and Roads	50%	\$730.50	\$182.63
Police	100%	\$119	\$29.75
Fire	100%	\$1,601	\$400.25
Total	57%	\$2,999.35	\$749.84

Industrial Impact Fees - Determined by the City on an individual basis

City of Gridley
Master Fees & Service Charges Schedule
Effective 7-1-2020

To be annually reviewed and adopted by City Council with Annual Operating Budget

Commercial Impact Fees

Dwelling Unit Equivalent (DUE) is defined as 3,000 sq. ft. of commercial space.

Fees for connections that are multi-type (i.e.: for example: multi-family combined with commercial) will be determined by the City staff.

Impact Fees	DUE
Sewer Capacity Minimum Fee	\$4083
Sewer Capacity Additional Fee	\$18.79
Sewer Collector Minimum Fee	\$1750
Sewer Collector Additional Fee per fixture	\$18.79
Sewer Connection	\$1850
Water Development Impact Minimum	\$1201
Water Collection/Distribution Minimum	\$746.01
Water Connection Minimum	\$1955.54
1 ½ inch	\$2341.05
2 inches	\$2701.56
Streets and Roads	\$783
Police	\$52
Fire	\$859
Electric – See Table Below	

Commercial Electric Impact Fees							
Voltage	panel size	Single Phase			3 Phase		
		Capacity	Distribution	Connection	Capacity	Distribution	Connection
		\$					
120/240	200A or less	900.00	\$ 900.00	\$ 900.00	\$ 1,727.00	\$ 1,557.00	\$ 1,557.00
120/240	400	1,800.00	1,800.00	1,800.00	3,453.00	3,114.00	3,114.00
120/240	600	2,700.00	2,700.00	2,700.00	5,180.00	4,671.00	4,671.00
120/240	800	3,600.00	3,600.00	3,600.00	6,906.00	6,228.00	6,228.00
120/240	1000	4,500.00	4,500.00	4,500.00	8,633.00	7,785.00	7,785.00
120/208	200A or less				865.00	780.00	780.00
120/208	400				1,730.00	1,560.00	1,560.00
120/208	600				2,595.00	2,340.00	2,340.00
120/208	800				3,460.00	3,120.00	3,120.00
120/208	1000				4,325.00	3,900.00	3,900.00
277/480	200A or less				3,453.00	3,114.00	3,114.00
277/480	400				6,906.00	6,228.00	6,228.00
277/480	600				10,359.00	9,342.00	9,342.00
277/480	800				13,812.00	12,456.00	12,456.00
277/480	1000				17,265.00	15,570.00	15,570.00

I HEREBY CERTIFY that the foregoing resolution was duly introduced and passed at a special meeting of the City Council of the City of Gridley held on the 24th day of June 2020, by the following vote:

AYES: COUNCIL MEMBERS

NOES: COUNCIL MEMBERS

ABSENT: COUNCIL MEMBERS

ABSTAIN: COUNCIL MEMBERS

ATTEST:

APPROVE:

Paul Eckert, City Clerk

Bruce Johnson, Mayor

**A RESOLUTION OF THE CITY OF GRIDLEY CITY COUNCIL
ADOPTING A BUDGET FOR FISCAL YEAR 2020-2021**

WHEREAS, a Proposed Annual Operating Budget for Fiscal Year 2020-2021 was presented to the City Council of the City of Gridley and Gridley community members at four public Council meetings on June 1, June 10, June 15, June 24, 2020; and

WHEREAS, the Council desires to incorporate the proposed changes, additions, and deletions discussed at the various public budget meetings into the Proposed FY 2020-2021 Operating Budget as provided in the records of the pertinent meetings; and

NOW, THEREFORE, BE IT RESOLVED AND ORDERED that the City Council of the City of Gridley does hereby adopt the Annual Operating Budget for the City for FY 2020-2021, as described above and shown below:

SUMMARY OF 20-21 BUDGET

FUND	FY 20-21 EXPENDITURES	TRANSFERS OUT	TOTAL FY 20-21 APPROPRIATION AUTHORITY
GENERAL FUND			
ADMINISTRATION			
CITY COUNCIL	\$75,624		\$75,624
CODE ENFORCEMENT	27,123		27,123
CLERK/ADMINISTRATION	210,101		210,101
CITY ATTORNEY	35,245		35,245
CITY HALL MAINTENANCE	46,806		46,806
CONTRIBUTIONS	0		0
FINANCE	143,059		143,059
PUBLIC SAFETY			
POLICE DEPARTMENT	2,740,232		2,740,232
BINTF	0		0
PD MAINTENANCE	11,266		11,266
ANIMAL CONTROL	123,894		123,894
FIRE DEPARTMENT	1,159,614		1,159,614
DEVELOPMENT			
ENGINEERING	25,001		25,001
BUILDING INSPECTION	0		0
PLANNING	132,060		132,060
PUBLIC WORKS			
STREET MAINTENANCE	333,313		333,313
CORP YARD	234,106		234,106
PARKS & RECREATION			
PARKS	218,591		218,591
RECREATION	176,859		176,859
TOTAL GENERAL FUND	\$5,692,895	\$0	\$5,692,895
SPECIAL REVENUE FUNDS			
2008 SERIES A - FUND 204	206,596		206,596
2008 SERIES B - FUND 206	88,142		88,142
SUCCESSOR AGENCY - FUND 215	20,403		20,403
GAS TAX 2105 - FUND 390	344,332		344,332
GAS TAX 2103 - FUND 395	11,767		11,767
GAS TAX 2106 - FUND 400	78,957		78,957
GAS TAX 2107 - FUND 410	48,733		48,733
GAS TAX 2107.5 - FUND 420	7,611		7,611
SB 325, SB1 - FUND 425 & 430	112,142		112,142
TRAFFIC SAFETY - FUND 440	27,926		27,926
BOAT RAMP - FUND 480	2,566		2,566
HOUSING REHAB RLF - FUND 513	1,780		1,780
FLOOD MAINT. # 1 (RICHINS) - FUND 580	27,418		27,418
FLOOD MAINT. # 2 (EAGLE MEADOWS) - FUND 581	58,213		58,213
FLOOD MAINT. # 3 (HERON LANDING) - FUND 582	64,330		64,330
FLOOD MAINT. # 6 (SCROGGINS) - FUND 583	25,496		25,496
COPS GRANTS FUND - FUND 672	54,651	35,000	89,651

TOTAL SPECIAL REVENUE FUNDS	\$1,181,064	\$35,000	\$1,216,064
------------------------------------	--------------------	-----------------	--------------------

ENTERPRISE FUNDS

ELECTRIC FUND - FUND 600

ELECTRIC - PROGRAM 4600
STREET TREE MAINT. - PROGRAM 4601
CAPITAL IMPROVEMENTS - PROGRAM 4608

6,168,519	1,400,000	7,568,519
10,000		10,000
310,000		310,000
95,606		95,606

PUBLIC BENEFITS - FUND 610

WATER UTILITY FUND - FUND 630

WATER - PROGRAM 4630

1,401,055		1,401,055
-----------	--	-----------

SEWER UTILITY FUND - FUND 650

SEWER OPERATING - PROGRAM 4650
SEWER PLANT - PROGRAM 4651
SEWER TOWN - PROGRAM 4652
SEWER BCHA - PROGRAM 4653
SEPTAGE HAULERS - PROGRAM 4658

560,762		560,762
968,657		968,657
603,442		603,442
172		172
0		0
120,469		120,469

SB 325 TAXI FUND - FUND 700

TOTAL ENTERPRISE FUNDS

\$10,238,681	\$1,400,000	\$11,638,681
---------------------	--------------------	---------------------

TOTAL RESERVE FUNDS

GENERAL FUND RESERVE - FUND 011
CITY HALL RESERVE - FUND 050
EQUIPMENT RESERVE - FUND 060
ELECTRIC CAPITAL FUND - FUND 620
ELECTRIC CONST FUND - FUND 621
WATER CAPITAL FUND - FUND 640

45,000		45,000
210,000		210,000
686,000		686,000
162,000		162,000
0		0
128,000		128,000

TOTAL RESERVE FUNDS

\$1,231,000	\$0	\$1,231,000
--------------------	------------	--------------------

TOTAL	\$18,343,640	\$1,435,000	\$19,778,640
--------------	---------------------	--------------------	---------------------

I HEREBY CERTIFY that the foregoing resolution was duly introduced and passed at a special meeting of the City Council of the City of Gridley held on the 24th day of June 2020, by the following vote:

AYES: COUNCIL MEMBERS Crye, Torres, Borges, Johnson, Williams

NOES: COUNCIL MEMBERS None

ABSENT: COUNCIL MEMBERS None

ABSTAIN: COUNCIL MEMBERS None

ATTEST: APPROVE:

Paul Eckert, City Clerk

Bruce Johnson, Mayor

2020 MONTHLY SEWER RATE COMPARISON

Location	Residential	Effective Date	Source / Additional Information
Biggs	\$65.90 base + \$8.50 Imp.	1/1/2016	https://www.biggs-ca.gov/City-Services/Utilities/Current-Utility-Rates/index.html
Colusa	\$65.77 base + \$1.26 per 100 cf fixed based on avg. of previous Dec thru Feb usage	6/1/2013	http://www.cityofcolusa.com/wpfd_file/new-water-sewer-rates/
Gridley Proposed	\$41.76 flat	7/1/2020	
Live Oak	\$68.80 flat	7/19/2019	City of Live Oak Finance Department (530) 695-2112
Oroville	\$39.41/EDU	7/1/2020	City of Oroville Finance Department (530) 538-2410

2020 MONTHLY WATER RATE COMPARISON

Location	Residential	Effective Date	Source / Additional Information
Biggs	\$55 + \$8.20/1k cf over 7k usage	6/16/2011	https://www.biggs-ca.gov/City-Services/Utilities/Current-Utility-Rates/index.html
Chico	\$35.07 + usage tiers \$1.75/\$1.86/\$1.96 1-10/11-31/31+ /CCF	2/1/2020	https://www.calwater.com/docs/rates/rates_tariffs/ch/20200201-Residential_Metered_Service_CH.pdf
Colusa	\$51.46 + usage tiers \$0.68/\$1.77/\$3.35 11-20/21-32/32+/CCF	6/1/2013	http://www.cityofcolusa.com/wpfd_file/new-water-sewer-rates/
Gridley Proposed	\$29.49 + \$1.32/1k gals	7/1/2020	Gridley's tiers are much lower than others
Live Oak	\$25.38 + 1.41/CCF	7/19/2019	City of Live Oak Finance Department (530) 695-2112
Oroville	\$65.18 + usage tiers \$2.91/\$3.12/\$3.68 1-8/9-22/22+/CCF	2/1/2020	https://www.calwater.com/docs/rates/rates_tariffs/oro/20200201-Residential_Metered_Service_ORO.pdf

CCF = 100 cubic feet
CCF = 748 gallons

TRANSIT RATE COMPARISON

Location		Effective Date	
B-Line Oroville	\$3.50	Current	http://www.blinetransit.com/paratransit/
B-Line Paradise	\$3.50		
B-Line Chico	\$3.50		
Gridley - Proposed	\$2.50	10/1/2020	Current rate is \$2.00. Last changed 12 years ago.

	A	B	C	D	E	F	G	H	I	J	K
1	Police Master Fees Schedule Comparison										
2											
3	Referenced City:			Gridley	Biggs	Chico	Paradise	BCSO	Oroville	Yuba City	Roseville
4	Category	Municipal Code									
5			Fee Type:								
6	Firearms		CCW Renewal	\$ 5.00	N/A	\$ 25.50	N/A	\$ 6.00	County	Sutter County	N/A
7			Concealed Gun Dealer, Police Permit Fee	\$ 65.00	N/A	\$ 63.50	\$ 182.31	N/A	County	Sutter County	N/A
8					N/A	Renewal \$31.50	\$ 45.58	N/A	N/A		
9	Bicycle	10.76.100	New License and Registration	\$ 4.00	N/A	N/A	\$ 7.50	N/A	N/A	N/A	N/A
10		10.76.100	Renewal or Duplicate (replace)	\$ 1.00	N/A	N/A	\$ 3.50	N/A	N/A	N/A	N/A
11			Bicycle Impound Release	\$ 5.00	N/A	N/A	N/A	N/A	N/A	N/A	N/A
12											
13	Vehicle		Vehicle Storage Release Authorization	\$ 100.00	\$ 100.00	\$ 160.00	\$ 125.44	\$ 165.00	\$123/\$159	\$ 340.00	\$ 98.00
14											
15	Parking	10.60.010	Exceed 72-Hour Parking	\$ 55.00	\$ 65.00	7 Day \$73.00	N/A	Within Cities	\$ 67.00	\$ 30.00	\$ 62.50
16		10.60.020	Exceed 2-Hour Parking	\$ 10.00	\$ 10.00	Meter \$18.00	N/A	N/A	\$ 22.00	\$ 20.00	\$ 35.00
17		10.60.030	Exceed 1-Hour Parking	\$ 10.00	\$ 10.00	Meter \$18.00	N/A	N/A	\$ 22.00	\$ 25.00	\$ 35.00
18		10.60.040	Exceed 30-Minutes In Alley	\$ 10.00	N/A	\$ 15.00	N/A	N/A	\$ 27.00	N/A	\$ 62.50
19		10.60.050	Exceed Limited Time Parking	\$ 10.00	\$ 10.00	\$ 13.00	N/A	N/A	\$ 22.00	\$ 25.00	\$ 35.00
20		10.60.060	Prohibited Parking	\$ 25.00	\$ 25.00	\$ 37.00	\$ 30.00	N/A	\$ 42.00	\$ 30.00	\$ 62.50
21		10.60.090A1	Diagonal Parking Outside Lines	\$ 5.00	\$ 25.00	\$ 15.00	N/A	N/A		\$ 30.00	\$ 25.00
22		10.60.090A2	Diagonal Parking, Front Wheel 6" Of Curb	\$ 10.00	\$ 25.00	\$ 15.00	N/A	N/A	\$ 27.00	N/A	N/A
23		10.60.100A1	Red Zone Parking	\$ 25.00	\$ 25.00	\$ 37.00	\$ 30.00	N/A	\$ 42.00	\$ 55.00	\$ 112.50
24		10.60.100A2	Yellow, White, Green Zone Parking	\$ 15.00	N/A	\$ 15.00	\$ 30.00	N/A	\$ 27.00	\$ 30.00	\$ 62.50
25		10.60.100A5	Blue Zone (handicapped 22507.8)	\$ 250.00	\$ 250.00	\$ 327.00	\$ 280.00	N/A	\$ 298.00	\$ 280.00	\$ 392.50
26		10.60.110	Park for Advertising	\$ 10.00	\$ 25.00	\$ 15.00	\$ 30.00	N/A		N/A	N/A
27		10.60.140	Park for peddlers/vendors	\$ 20.00	\$ 25.00	N/A	N/A	N/A		N/A	\$ 62.50
28		10.60.160	Park Unlicensed Vehicle	\$ 25.00	\$ 25.00	N/A	N/A	N/A		N/A	\$ 112.50
29		10.60.170	Park on public right-of-way	\$ 20.00	\$ 25.00	\$ 15.00	N/A	N/A		N/A	\$ 62.50
30		10.60.180	Park Commercial Vehicle >94"	\$ 20.00	\$ 25.00	\$ 15.00	\$ 30.00	N/A		\$ 40.00	\$ 112.50
31		10.60.190	Park For Emergency Repairs	\$ 10.00	\$ 10.00	\$ 15.00	N/A	N/A	\$ 27.00	N/A	N/A
32										misc. violation \$30	
33	CVC	22502(a)	Park >18" to curb	\$ 15.00	\$ 25.00	\$ 29.00	\$ 30.00	N/A	\$ 32.00	N/A	\$ 25.00
34		22514	Park by fire hydrant	\$ 50.00	\$ 50.00	\$ 151.00	\$ 60.00	N/A	\$ 67.00	\$ 55.00	\$ 112.50
35		22500.1	Park in fire lane	\$ 50.00	\$ 50.00	\$ 151.00	\$ 55.00	N/A	\$ 67.00	\$ 55.00	\$ 112.50
36		22500(i)	Park in bus zone	\$ 250.00	N/A	\$ 327.00	\$ 255.00	N/A	\$ 267.00	N/A	unk
37		22500(a)	Park in intersection	\$ 10.00	\$ 25.00	\$ 22.00	\$ 25.00	N/A	unk	N/A	unk
38		22500(b)	Park in crosswalk	\$ 10.00	\$ 25.00	\$ 15.00	\$ 2.00	N/A	unk	N/A	unk
39		22500e	Park in driveway	\$ 10.00	\$ 25.00	\$ 15.00	\$ 25.00	N/A	unk	\$ 30.00	\$ 62.50
40		22500(f)	Park on Sidewalk	\$ 10.00	\$ 25.00	\$ 15.00	\$ 25.00	N/A	unk	\$ 30.00	\$ 62.50
41		22500(h)	Double Parking	\$ 10.00	\$ 25.00	\$ 22.00	\$ 25.00	N/A	unk	N/A	unk

	A	B	C	D	E	F	G	H	I	J	K
1	Police Master Fees Schedule Comparison										
2											
3	Referenced City:			Gridley	Biggs	Chico	Paradise	BCSO	Oroville	Yuba City	Roseville
4	Category	Municipal Code									
5		Fee Type:									
42		76000GovC	Butte County Assessment	\$ 5.00	\$ 5.00	County Surcharge	N/A	N/A	unk	N/A	unk
43			City Admin Fee for Program	\$ 2.00	\$ 2.00	\$ 10.50	N/A	N/A	unk	N/A	unk
44			Delinquency	\$ 30.00	\$ 30.00	N/A	N/A	N/A	unk	NA	unk
45		40225 CVC	Vehicle Equipment Violations	\$ 25.00	\$ 25.00	\$ 12.50	N/A	N/A	\$ 42.00	NA	unk
46			Registration Tab Violations	\$ 25.00	\$ 25.00	w/correction \$15	N/A	N/A	\$ 37.00	NA	\$ 50.00
47											
48	Motorized Scooter										
49		10.88.100	Issuance Fee	\$ 7.00	\$ 10.00	N/A	N/A	N/A		N/A	
50										First 10 pages Free	
51	Records		Copy of Report	\$ 5.00	City Of Gridley	\$ 3.50	\$ 18.00	\$ 14.00	\$ 18.00	\$ 10 per page	\$ 10 per page
52			Copy of Incident Sheet	\$ 2.50	City Of Gridley	\$ 3.50	\$ 6.31	N/A	\$ 6.00	N/A	\$ 0.20
53			Correctible Citation Sign off	\$ 5.00	City Of Gridley	\$ 12.00	\$ 22.79	N/A	\$ 22.00	free	
54			Media Bulletin	\$ 1.50	N/A	N/A	N/A	N/A			
55			Repossessed Vehicle Release	\$ 15.00	City Of Gridley	\$ 15.00	\$ 23.52	N/A	\$ 22.00	\$ 15.00	\$ 15.00
56			Fingerprint Card	\$ 5.00	City Of Gridley	\$ 18.00	\$ 21.28	\$ 21.00	N/A	\$ 21.00	
57			Visa Letter/Clearance Letter	N/A	City Of Gridley	N/A	\$ 18.00	\$ 43.00	N/A		
58										SPCA Live Oak & Yuba	
59	Animal		6.04.020	License and registration (No proration)		Microchip \$26.00			SPCA	1yr \$25/2yr \$50	
60			unaltered 1yr / 2yr / 3yr	\$26 / 36 / 46	\$ 12.00	\$28.5/49.5/64	\$30/45/60	\$ 25.00		\$ 25.00	\$ 42.00
61			altered 1yr / 2yr / 3yr	\$12.5/17.5/22.5	\$ 6.00	\$14/24/31	\$15/23/30	\$ 12.50		\$ 12.00	\$ 21.00
62			Penalty for no license	\$ 42.00	2X Annual Fee			\$ 20.00		\$ 20.00	\$ 11.00
63		6.04.070	Kennel License Fee	\$ 80.00	N/A		\$ 89.60	\$ 139.00		\$ 100.00	
64		6.04.105A	Impound Dog or Cat	\$ 35.00	\$ 25.00	\$ 31.50	\$ 39.87	\$ 30.00		\$ 50.00	
65			second offense	\$ 65.00	\$ 40.00	\$ 44.00	\$ 39.87	\$ 45.00		\$95 +\$50= \$145	
66			third offense	\$ 80.00	\$ 60.00	\$ 57.00	\$ 39.87	\$ 65.00		\$110+\$50= \$160	
67			Boarding for impounded Dog or Cat /day	\$ 10.00	\$ 5.00	\$ 10.00	\$ 14.02	\$ 10.00		\$ 15.00	
68		6.04.105B	Impound Livestock	\$ 100.00	Same As Dog	\$ 31.50	\$ 79.75	\$ 30.00		\$ 150.00	
69			Boarding for impounded livestock/day	\$ 25.00	\$ 10.00	\$ 10.00	\$ 21.03	\$ 25.00		\$ 25.00	
70			plus truck and trailer transport	cost flat fee	N/A	\$ 59.00	Per Hour \$38.12	\$ 195.00			
71		6.04.105C	Quarantine Fee								
72			Owner's premises	\$ 15.00	\$ 6.00		\$ 19.06	SPCA			
73			City Facility	\$ 25.00	N/A		\$ 19.06	SPCA			
74			plus board and care fee/day	\$15	N/A	\$ 10.00	\$ 14.02	\$ 15.00		\$ 15.00	
75		6.04.115	Surrender Animal For Disposal		N/A			SPCA			\$ 50.00
76			Owners reside in Gridley		N/A						

	A	B	C	D	E	F	G	H	I	J	K
1	Police Master Fees Schedule Comparison										
2											
3	Referenced City:			Gridley	Biggs	Chico	Paradise	BCSO	Oroville	Yuba City	Roseville
4	Category	Municipal Code									
5			Fee Type:								
77			Cat	\$ 27.00	\$ 5.00	\$ 19.00	\$ 13.49			\$ 35.00	\$ 35.00
78			Dog	\$ 42.00	\$ 10.00	\$75.50 Livestock	\$ 42.61			\$ 55.00	\$ 35.00
79	Adoption		Adoptions of Animals		N/A						
80			previously spayed/neutered dog	\$ 40.00	N/A	\$ 38.00	\$ 25.76			\$ 40.00	\$ 125.00
81			previously spayed/neutered cat	\$ 33.00	N/A	\$ 33.00	\$ 19.04			\$ 33.00	\$ 25.00
82			not spayed/neutered dog, above fee plus	\$ 50.00							
83			not spayed/neutered cat, above fee plus	\$ 40.00							
84			Spayed Dogs								
85			Under 40lbs	\$ 47.00	N/A	\$ 38.00				vaccine payment	\$ 125.00
86			41-60lbs	\$ 57.00	N/A					\$ 30.00	
87			61-80lbs	\$ 67.00	N/A						
88			81-100lbs	\$ 77.00	N/A						
89			100lbs +	\$ 87.00	N/A						
90			Neutered Dogs							vaccine payment	
91			Under 40lbs	\$ 33.00	N/A	\$ 38.00				\$ 30.00	
92			41-60lbs	\$ 43.00	N/A						
93			61-80lbs	\$ 63.00	N/A						
94			81-100lbs	\$ 78.00	N/A						
95			100lbs +	\$ 88.00	N/A						
96			Trap Rental Fee								
97			Cat (per week)	\$ 5.00	N/A						
98			Dog (per week)	\$ 25.00	N/A						
99			Disposal								
100			Cat	\$ 20.00	N/A	\$ 19.00	\$ 6.48			\$ 30.00	
101			Dog	\$ 30.00	N/A	\$ 19.00	\$ 28.59			\$ 30.00	
102	6.05.050		Dangerous Animal Permit	\$ 150.00	N/A	UTL	\$ 79.75	\$ 100.00			